

- **Destiny Library Manager™**  
*Featuring Destiny Quest™*
- **Destiny Media Manager™**

## Most-Requested Features, Robust Reporting, Support of 21<sup>st</sup> Century Skills and More in Destiny 9.5

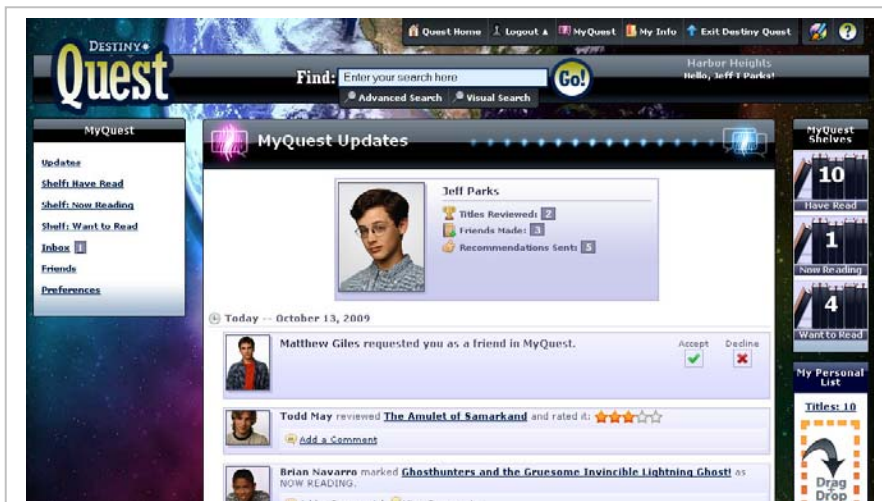
Destiny 9.5 is *your* Destiny. More than 95% of the new capabilities in Destiny 9.5 are based on feedback from Destiny customers. Destiny 9.5 also includes favorite features from Circulation Plus®/Catalog Plus® and other Follett Software systems, plus greatly expanded reporting and new functionality to support digital content and 21<sup>st</sup> century learning skills. In addition, your students are sure to enjoy MyQuest, the new book club capability in Destiny Quest that helps keep students talking about books.

Several behind-the-scenes enhancements will also provide more flexibility to meet the changing demands of student and teacher activity at sites

across the district. Destiny 9.5 provides the ability to associate students, teachers and other staff with multiple school locations. This flexibility extends Destiny to more easily support scenarios such as teachers who teach at multiple locations (sites) and students who take classes at multiple locations. District-level users will now have the capability to manage students, teachers and other staff at the various locations in the district.

### *Destiny 9.5 Highlights*

1. Powerful Reporting, Easier to Use p. 2
2. Destiny Quest: New Themes, Searching p. 4
3. Invite Friends to MyQuest Book Club p. 6
4. Enriched Content Subscriptions p. 12
5. Important Technical Alerts p. 13



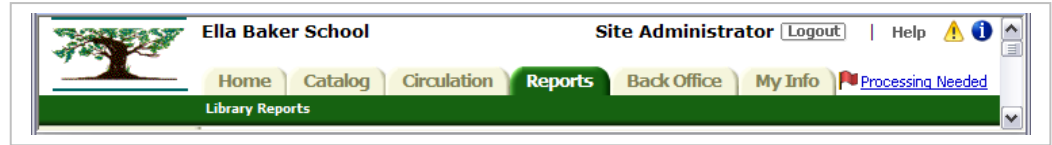
*MyQuest Book Club keeps students talking about books. See page 6.*

## Powerful Reporting, Easier to Use

In Destiny 9.5, we've made it easier to find, identify and organize your reports.

- **New “Reports” Tab, Reorganized List**

Reports are now organized into a “Reports” tab located between the “Circulation” and “Back Office” tabs. The reports are now grouped under the following headings: My Favorites, Library, Media, Textbook, Asset, Patron and Report Builder.



- **Easier Report Management**

It's now easier to clean up, maintain and manage your reports with the new Report Manager available from the Reports tab. It resembles the Job Manager page but lists only report entries that a user has submitted instead of all jobs that are included in the Job Manager.



- **Tag Favorite Reports for Convenient Access**

For those saved reports that you run often, you may now tag your personal favorites to have them readily available from the My Favorites menu on the Reports tab. Any report that can be saved can be made a favorite including reports made using the Report Builder, Current Checkouts/ Fines, Title & Copy List, Bibliography and Collection Statistics – Historical, Fine History. To save a report as a favorite, save the setup and click the “Add to Favorites” icon.



- **Exclude Inactive Patrons from Reports**

Inactive patrons may affect circulation averages by artificially inflating the number of patrons who are active at a site. To address this, Destiny 9.5 will enable users to exclude inactive patrons from reports for Top Homeroom statistics and Patron statistics. Also, “Select All” and “Clear All” options have been added to simplify the Patron Types selection.



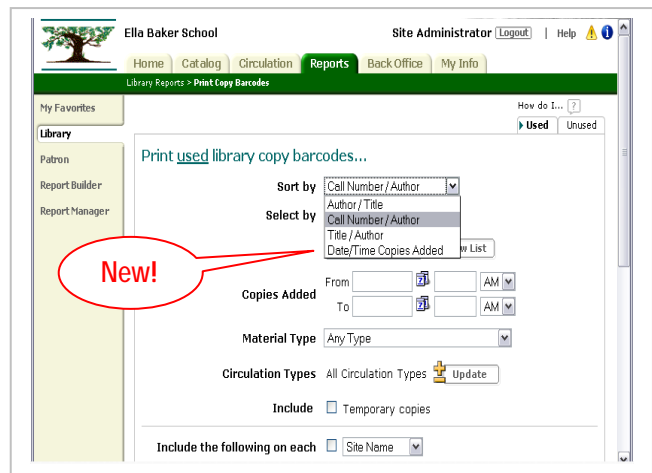
- **Print Barcode, Spine Labels Reports by Timestamp**

To make it easier to limit a barcode or spine label report to a specific cataloging period, Destiny 9.5 now enables users to print the reports by “Date/Time Copies Added.”



- **Eliminate In-Library Circulations from Top Titles**

By allowing you to select whether to include in-library use circulations or not, the Top Titles Statistics report now has added flexibility in reporting material usage.



- **Top Reports Easier to Find**

In addition to the current listings under Library Info, the following reports may also be accessed under Reports: Top Patrons, Top Homerooms/Grades and Top/Bottom Titles.



- **Missouri Reports Integrated into Destiny 9.5**

School media centers in the state of Missouri who subscribe to Follett's Missouri State Report service are now able to create state-mandated collection age reports through seamless integration in Destiny 9.5. Previously available through Destiny's Custom Reporting Service, these reports are available only to the subscribers in the state of Missouri. The reports cover Professional Collection, Reference/Nonfiction Collection and Visual and Tactile Materials Collection.



- **Print Multiple Barcodes from Barcode Label Report**

To enable more flexible barcode application options, Destiny 9.5 now supports the printing of multiple copies of the same barcode on the used/unused barcode label reports.



- **Print Barcodes by Graduation Year or Barcode List**

Under Reports | Patron | Barcode Labels | Print used patron barcodes, users will be able to select to print barcodes by graduation year or barcode list.



- **Phone Number/Email in Patron Data Report**

Report Builder now has the option to include phone and email contact information in all views that contain patron information. This will enable easier data output for automated calling systems via Report Builder.



- **Batch Delete Jobs**

The Job Manager options have been expanded to enable easier batch deleting of jobs. Users can delete jobs by job type via a new drop-down menu or delete jobs individually by selecting checkboxes. The ability to batch delete is also available in the Report Manager.



- **Checkouts/Fines Report Enhancements**

The Current Checkouts/Fines report now includes "Select All" and "Clear All" options to simplify creating the report desired. The report output has been modified to more clearly identify fines vs. book prices.



- **New Fields Added to Reports**

Additional fields have been added to both the Shelf List and Report Builder's Library Statistics reports. The Shelf List report has new fields giving the option to include counts and circulation information in the output. The Library Statistics report has new fields as well which provide the opportunity to further customize this report's output.



Library  
Manager



Destiny  
Quest



Media  
Manager

- **Add Resource List as Limiter**

Resource list use is expanded through the ability to limit certain reports, such as Library Titles & Copies or Collection Statistics, to the contents of a resource list.



- **Extract Views to XML**

In addition to creating reports using the Report Builder, Destiny site users will now have the added flexibility of extracting data specific to copies, copy transactions and patrons in XML format. These reports are found in the Reports | Library | Statistics section.



- **Export Reports to Excel**

In addition to the ability to export in PDF format, Destiny 9.5 now supports the output of the following key reports in Excel format in Library Manager and Media Manager: Collection Statistics – Historical, Title/Copy List and Shelf List; and in the Current Checkouts/Fines report.



- **Publication Year in Bibliography Reports**

Destiny 9.5 now enables users to limit bibliography reports by publication year. This functionality applies to printing through Reports only.



- **Easy Setup and Rerun of Common Reports**

Destiny 9.5 includes the ability to save the setup of reports for Bibliography, Collection Statistics – Historical and Title & Copy List, enabling easier rerun of these common reports.



- **Used Patron Barcode Limiters Simplified**

The Used Patron Barcode report now offers the ability to quickly update the patron types included in the report using “Clear All” or “Select All ” options.



## Destiny Quest: New Themes, Expanded Searching

- **New Background Theme Options**

Destiny Quest users now have two additional background options to appeal to a wider range of readers: “Spaced” and “X Marks the Spot.” Each selected theme is



saved and appears the next time the user logs in; guests may change the theme, but it is reset to the default once the guest session is completed. The default can be set at the site configuration level.



- **TitlePeek Links to Full Content**

In addition to displaying TitlePeek cover images, Destiny Quest now links to the full array of title information connected to that title, which may include summaries, first chapter or excerpts, table of contents, published reviews, author notes and more. A subscription to the TitlePeek Enriched Content Subscription service is required.



- **Save and Email List Options**

Users with the rights to Save and Email lists will now be able to save and email their own lists as well as public lists. The email option is only available if an SMTP mail server is configured.



- **Add Filter for Inappropriate Words**

To help filter out inappropriate words in Search Suggestions, Destiny 9.5 enables the administrator to enter and maintain a list of specific words to turn off. Under Back Office | Site Configuration | Catalog, the option under “Enable search suggestions in Destiny Quest” is Unfiltered by default. Select “Update” to add words to the filter list.



- **Destiny Quest Link from Destiny Classic Side Menu**

The side menu in Destiny Classic will automatically display Destiny Quest if the user meets the browser/support criteria, so users can enter Destiny Quest from Destiny Classic without having to click the “Begin Your Destiny Quest” link.



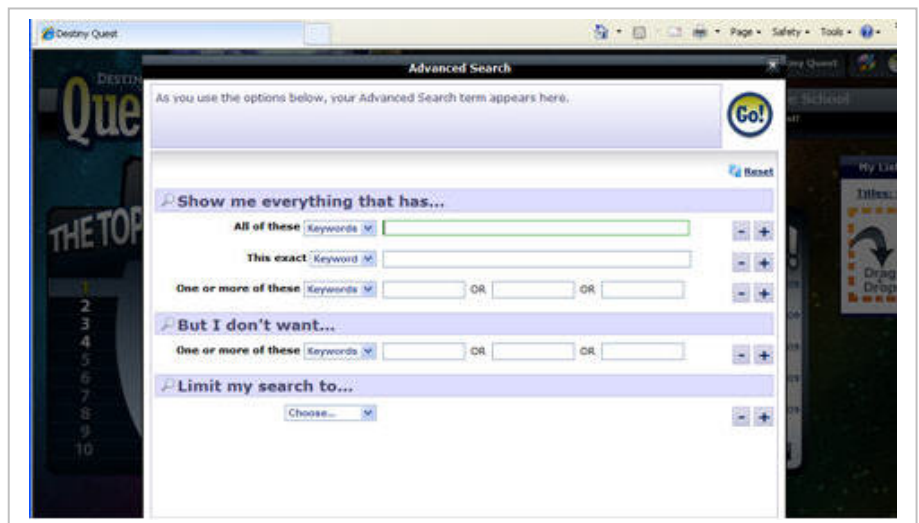
- **View Recommendations**

Destiny Quest users will be able to see recommendations sent to them or delete them. Up to five recommendations can be displayed per page, including standard cover image, title, name of the person who made the recommendation and the date the recommendation was made. Patrons can now also make recommendations from the “Items Out” area of My Info.



- **Advanced Search**

Advanced Search in Destiny Quest will provide a search option that allows users to conduct a power search by keyword, title, author, subject, series, note and additional limiters, making the search results much more targeted.



- **Visual Search**  
The user-friendly Visual Search



capability familiar to Destiny Classic users is now available in Destiny Quest. Visual Search can be set up as the default option for particular users. Access to Visual Search from Destiny Quest must be enabled. Visual Search configured within Destiny Classic will automatically be pulled into Destiny Quest. Shown here with the “X Marks the Spot” background theme.



- **Narrow Searches by Reading and Interest Level**

More flexible searching options in Destiny Quest and Destiny Classic now enable narrowing of searches by Reading Grade Level and Interest Grade Level. This functionality is also now available in Destiny Classic.



## Students Invite Friends, Share Reviews with MyQuest Book Club

Destiny Quest continues to evolve to meet the needs of today’s student with the introduction of MyQuest, the Destiny Quest book club, which debuts in 9.5. MyQuest expands











collaboration and communication beyond the classroom while encouraging discussion about books. Similar to social networking sites, MyQuest requires login and password, and lets students invite or remove friends at their school or from the district. Students can start a private conversation and comment on their friends’ actions. All communications are exclusively between “friends”; there are no public “walls” or display areas. MyQuest access must be turned on by the Destiny Administrator. Anyone assigned with the new access right “Participate in MyQuest” may join MyQuest.






- From the Friends page, the user can Find/Request new friends, approve incoming friend requests and See/Remove friends.
- In MyQuest Preferences, the user can determine if they want to display Inbox or Updates, what shows up in Inbox or Updates, what updates they want to receive from friends and event updates. (MyQuest Preferences can also be configured to display Reviews and Ratings showing reviewer, title and rating. Friends can comment on either reviews or ratings.)
- Students use their shelves to show which books they have read, what they are currently reading and what they would like to read in the future.
- MyQuest displays the patron picture or the default system “picture” if none is available.
- If a patron is removed or deleted from friends, all of his or her comments are also removed.



## Expanded Searching

- **Access Title Details Through Recommendations in My Info**   
Within the Recommended Titles sections of My Info, clicking on the title listed will link directly to the title details, displaying additional information. A click on the breadcrumb will navigate the user back to My Info.
- **SAFARI Montage Link on Search Screen**   
It's easier to access SAFARI Montage content with Destiny 9.5's ability to select the SAFARI 856 link from the search results screen.
- **Remove Catalog Stop Words for More Efficient Searches**   
The Destiny Administrator now has the ability to select and remove most default catalog stop words in the same manner that they manage patron stop words.
- **Control Digital Content Access Outside of School**    
Destiny customers incorporating digital content into their collections have expressed concern over access and availability of video book reviews and other digital content outside of schools. The Destiny administrator can now centrally configure what IP addresses are allowed or denied access to their digital content.
- **Higher Hit Rate Through Root Word Searches**    
More productive searches and higher hit rates are now possible through Destiny 9.5's ability to return a list that includes results by the root word, whether it was entered in plural or singular form. 

## More Flexible Cataloging

- **Standardized Suggestions Improve Cataloging**   
Customer requests and consultation with Follett's cataloging expert, Ms. MARC, have resulted in improved cataloging through Destiny 9.5's standardized suggestions involving the following ten MARC record tags: 100, 245, 246, 260, 505, 521, 600, 700, 730 and 830.
- **Anchoring on Copies Tab Saves Your Place**    
On the Title Details Copies tab, the latest record that was viewed, edited or duplicated in Copy Status will now appear at the top of the page. If the copy record is deleted, the user will be taken back to the last place they were on the list, thereby eliminating the need to scroll through long lists. This will be particularly helpful for catalogers who work with long lists of copies.
- **Last Setting Used is Saved in Title Details**   
For district catalogers working on the Title Details Copies tab, the latest mode used is displayed, whether it was "show all" or "paged."
- **Copy Categories Now Available for District**   
A new "Copy Categories" tab has been added to Library Search for the district cataloger, enabling the district to view and create copy categories specifically for their use.

- **Update Copies Enhancements**

To help speed up the processing of books, there are new options to enable the district cataloger to have access to Update Copies to perform individual delete, batch delete, individual update, batch update and global update.



- **Updated Cataloging to New MARC21 Standards**

Several changes were made to the MARC Editor functions to comply with the MARC21 Bibliographic standards that went into effect December 31, 2008. These include globally updating the now obsolete 440 series tag and replacing it with the 490/830 tag; the addition of new content types; support of 14 new field/tag options as well as new indicators and subfields; and the removal of tags 261, 262, 400, 410 and 440 (detailed above).



## Greater eBook Control and Management

- **Supports District-Level Management of Follett eBooks**

Destiny 9.5 now supports centralized management of Follett eBooks by the district.

The district can control which sites have access to a specific eBook title by deleting the association to the title for that site. These eBooks can be easily located via a local search and do not require “Search Across the District” to be enabled.



- **Improved eBook Access Control**

The new “Preview (Read Online) Follett eBooks” access right will help control and manage who has access to eBooks. In addition, the eBook loan policy determines if a user can look at an item and can help limit access to titles that may not be appropriate for younger users. If the loan policy specifies that their patron type has a checkout length of zero, the Read Online button will not show up for the title. In addition, Guests with the right to read eBooks online can be asked for a generic password that provides added authentication that allows access.



- **Convenient Viewing, Online Checkout of eBooks**

Destiny 9.5 now supports the capability to read Follett eBooks online, checkout online or download. “Preview” has been replaced with “Read Online,” which allows the user to read an item until a period of inactivity occurs, at which time the item is automatically checked in. There are now two checkout options for eBooks: the existing option which allows for the downloading of the eBook and a new online checkout which makes the eBook available through a URL that remains available until the loan period ends.



- **Early eBook Checkin**

Destiny 9.5 also enables early checkin via the Follett Digital Reader, so that more users have access to your Follett eBooks. When finished with a book, they can select the Return Book option. Destiny will automatically pick this up and check the item in early.



- **New Functionality for Booking Follett eBooks**

Users of Follett eBooks may now book those resources through Destiny Media Manager in the same manner that they currently book other media titles. Length of booking depends on the loan period assigned to eBooks material type. When the requested loan period begins, the user would automatically have the option to download the eBook file via the “My Info” page.



## Circulation Improvements

- **Fines Payable at Other Sites**

To provide more accountability while supporting the mobile student population across a district, Destiny 9.5 now enables sites to accept payment of anyone’s fines that may have been incurred at any site in the district. A new option in District Setup | Patron Management allows the administrator to select “Allow fines to be paid/waived at any site.” The site would be notified that the payment is for another site. This function applies to library, textbook and patron-specific fines.



The screenshot shows the 'Patron Management' section of the District Setup interface. It includes several configuration options:

- Statistical Year Starts In: September
- Fiscal Year Starts In: July
- Currency Format: English (United States)
- Date Format: mm/dd/yyyy
- Textbook Management:
  - Prevent duplicate barcodes across the district
  - Checked out textbooks will be transferred when patron is transferred
  - Allow sites to receive textbooks by barcode scan
- Patron Management:
  - Require District ID for patron records
  - Clear patron notes when transferring patrons
  - Allow fines to be paid/waived at any site
- Circulation Data:
  - Share general (anonymous) circulation data with Follett Software Company
- Logo: [Image of a tree] [Edit button]

- **Set Default Delivery in ILL**

A new option in Site Configuration under Circulation will enable the administrator to change and reset the default interlibrary loan delivery method to one of these options: “Unassigned” (default), “Ship it” or “Patron Pickup.”



- **See Count of Remaining Items Out**

In Circulation | Checkin, the screen will display the additional count of library, textbook, media or asset items that the patron has checked out, depending on the type of item being checked in.



- **Link to Title from Copy Status**

From Copy Status, you can quickly access the Title Details information by clicking on the magnifying glass icon that appears next to the displayed title.



- **Global Delete of Fine Based on Date**

Site users will be able to globally delete or excuse fines or refunds at their sites. This is applicable for situations, such as at the end of the school year, where they do not expect to recover fines from students.



- **Fine Note Support**

Destiny 9.5 now enables the addition of one general note per fine in the Add/Edit Fine screen. A “Note” icon will display in Circulation | Fines, My Info and Patron Info if a patron has fines listed.



## Additional Enhancements

- **Bypass Review Approval for Specific Access Level Profile**

Previous versions of Destiny required that all reviews be submitted for approval before they could be posted. This was a safeguard to help monitor students comments. Destiny 9.5 now enables the administrator to designate the reviews for immediate posting from certain access level profiles, such as those submitted by a teacher or administrator.



- **View History Button in My Info**

For patrons who have the access right to view their previous library checkouts, the View History button now displays in My Info all of the time, regardless of transactions.



- **Destiny Complies with Latest MLA Citation Guidelines**

Destiny 9.5 has been updated to comply with the modifications published in the 7th edition of the Modern Language Association’s *Handbook for Writers of Research Papers*. Students and staff using Destiny 9.5 are ensured that citations are being created using the most up-to-date information.



- **Recommendation Approval Prior to Posting**

If you give the ability to “Recommend titles to other users,” you can now monitor whether recommendations are being made appropriately by requiring recommendations be approved before they are displayed in the recipient’s My Info. Alternately, those patrons whose recommendations do not require approval, such as teachers, can have their recommendations immediately sent.



- **Flexible Student Display Name Options**

Schools have varying policies regarding how much student information is displayed publicly. Schools that enable students to post reviews in Destiny 9.5 will now have the option to display student name by “Full Name,” “First Name & Last Initial” or “Initials Only.”



- **Global Updates via Resource List**

There is now more flexibility to update materials with Destiny 9.5’s support of global updates via Resource Lists. This is convenient for situations where, for example, a teacher has created a resource list for her class but would like the loan period shortened in order to have the materials available for more students to check out. In this instance, the circulation type can be globally changed to one that supports the preferred circulation period.



- **Change Default Password for Increased Security**

To help ensure your Destiny system and records remain secure, Destiny 9.5 will display a warning message requiring the Destinyadmin, Superadmin and Siteadmin accounts to change their password from the default.



- **Support Expiration Alert Reminder**

Upon login, Destinyadmin and Siteadmin will now see a message displayed alerting them about upcoming support expiration. The message will appear when the expiration date is 30 days away.



- **Clear Patron Notes Upon Transfer**

The Destiny Administrator now has the ability to select the option to clear patron notes when transferring patrons in Update District Sites | Edit My District | Patron Management.



- **Globally Delete Patron Notes**

Destiny 9.5 offers the ability to globally delete patron notes based on a wide variety of selection options so that notes can be quickly removed from all patrons or a specific group of patrons.



- **Destiny Administrator Contact Information Added**

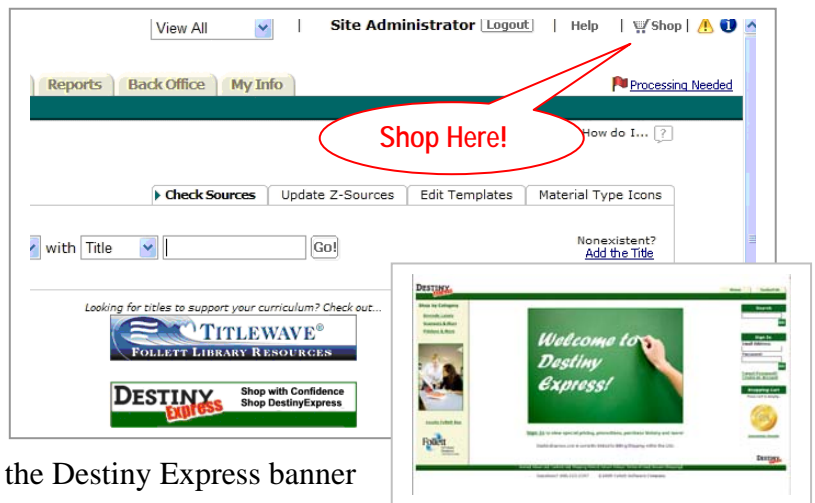
New fields on the Edit Destiny Administrator window allow the Destiny Administrator to enter contact name, phone number and email. Users will now know where to find answers to their questions when directed to contact the Destiny Administrator for assistance.



- **Online Shopping for Scanners, Barcodes and More, 24/7**



Ordering hardware and supplies to complement your Destiny solution becomes one click easier with Destiny Express, Follett Software's online store. Find Destiny-compatible scanners, barcodes and printers in one convenient spot. Destiny Express accepts purchase order and credit card purchases for Destiny customers across the U.S. through a highly secure Internet connection. Click on the shopping cart icon or the Destiny Express banner for 24/7 shopping.



## Enriched Content Subscriptions

Follett Software offers an exceptional lineup of enriched content subscriptions that seamlessly integrate with Destiny to help you strengthen the library-to-classroom connection and address essential learning needs and opportunities.

The enhancements detailed below apply to Destiny Library Manager customers who also subscribe to the applicable enriched content subscription service. Features that also apply to Destiny Media Manager are indicated.



- **Standards Statistics Report**

To help demonstrate the use of your Standards subscription service, Destiny 9.5 includes a standards statistic report that shows usage by patron type, search type (Keyword, Browse or All), date range, subject/grade and state. Once the settings are set, they are saved for the user. The display options for top results can be limited to 10, 25, 50, 100, 500, 1000 or all.



- **All ISBNs Included in TitlePeek Searches**

To ensure the system conducts the widest search possible for TitlePeek images, Destiny 9.5 will now look beyond the ISBN in the first position in the record to search all the ISBNs within the record. Destiny will conclude the search once an ISBN has been found or all ISBNs are exhausted.



- **Submit Suggestions for Websites within WebPath Express™**

Authorized users of WebPath Express will be able to submit website or subject suggestions via an email link displayed on the main WebPath Express search screen. The user must have an SMTP mail server set up.



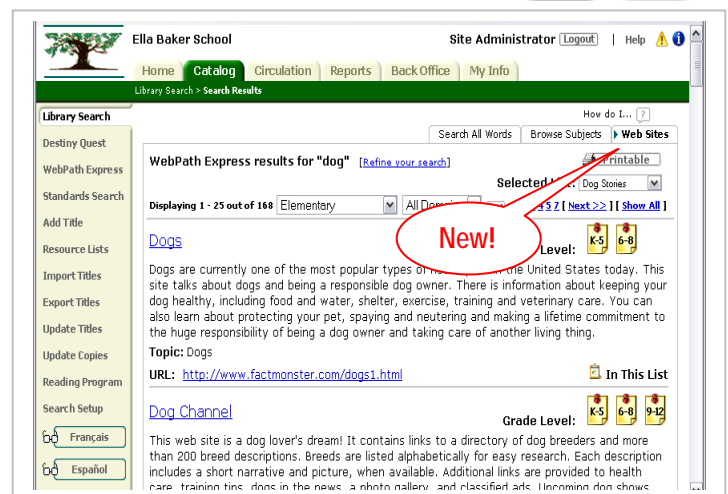
- **WebPath Express Statistics Report Enhancement**

The WebPath Express statistics report has been expanded to show statistics for 10, 25, 50, 100, 500, 1000 and unlimited. In addition, a button has been added in the “without results” report view to enable the user to submit a WebPath Express Suggestion for items without results.



- **Separate Titles and Websites in Library Searches in WebPath Express**

When using Basic, Power or Visual search in a library or media search, website search results for WebPath Express will appear in a separate “Web Sites” tab. Previous library or media searches of WebPath Express resulted in Library of Congress or Sears subject headings; if grade level filters were set up, those subject headings may not have included URL links. In Destiny 9.5, those subject headings no longer appear in search results.



- **Turn Off “Themes” and “Spotlight” in WebPath Express**  
Sites now have the option not to display WebPath Express Themes and Spotlight.



- **“Search by All” Material Type**  
Destiny 9.5 includes a highly-requested feature that enables the user to search by ALL in material type when searching in Alliance records.



- **New Icon for Alliance A/V™**  
Search results lists will now display a new icon to designate if the item is an Alliance A/V title.



- **Fountas & Pinnell Reading Level Tag Modifications**  
Matching rules for the 521 Reading Level tag have been modified to ensure that more Fountas & Pinnell data will be displayed.



- **One Search Databases**  
The One Search subscription service organizes research databases so students can quickly locate and utilize valuable resources available at your library. Follett continually enhances One Search to support additional databases. For the most recent list of supported One Search databases, visit the Follett Software website at [www.follettsoftware.com/page/one\\_search](http://www.follettsoftware.com/page/one_search).



## Important Technical Alerts

- **Internet Explorer 7.0 or Higher for Destiny Quest**  
Browser requirements for Destiny Quest have changed with the release of Destiny 9.5. Destiny Quest now requires Internet Explorer v7.0 or higher. If the Destiny system is updated to 9.5 and users attempt to access Destiny Quest with IE 6.0, the launch of Destiny Quest will be blocked. Customers using Internet Explorer are advised to upgrade to IE 7.0 or higher. The upgrade is available at no cost from Microsoft.



- **Support Ending for SQL Server 2000, Windows Server 2000**  
The release of Destiny 9.5 is the final version of Destiny developed for Microsoft SQL Server 2000 and Windows Server 2000. Follett Software is urging users of these versions to plan to upgrade or migrate as soon as possible. Destiny 10.0, scheduled for release in Spring 2010, will be developed for Microsoft SQL Server 2005/2008 and Windows Server 2008. Upon release of Destiny 10.0, Destiny installation will be blocked on Microsoft SQL Server 2000 or Windows Server 2000. Upgrade now to SQL Server 2008 or Windows Server 2008 to ensure users have uninterrupted access to Destiny’s newest features and enhancements.



Destiny, Circulation Plus and Catalog Plus are registered trademarks and Destiny Library Manager, Destiny Quest, Destiny Media Manager, WebPath Express, Alliance A/V and TitlePeek are trademarks of Follett Software Company. All other products listed are trademarks or registered trademarks of their respective owners. Follett Software Company makes no claims on the marks and names of others. Book cover images in Destiny are available with a TitlePeek™ subscription, which is powered by Syndetic Solutions, LLC. © Copyright 2009 Follett Software Company.  
Destiny Library Manager 11/09



**Software  
Company**

*A Follett Corporation Company*

(800) 323-3397 • (815) 344-8700

[www.FollettSoftware.com](http://www.FollettSoftware.com)